

Unison Children's Choir

WELLSPRING!

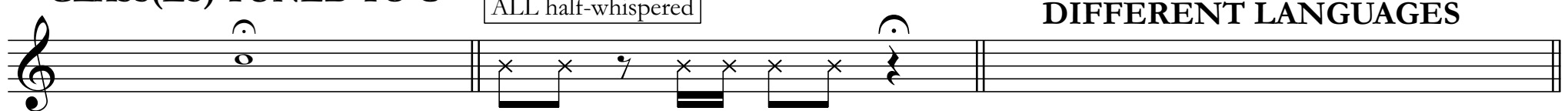
THE WAY OF WATER

1. Speaking Words of Water

Incorporating words from
a poem by James Baddock


Alexander L'Estrange &
Joanna Forbes L'Estrange

GLASS(ES) TUNED TO C ALL half-whispered **WORDS FOR WATER IN DIFFERENT LANGUAGES**



Lis - ten to the wa - ter:

CHOIR: EXCERPTS FROM EACH MOVEMENT ENDING WITH:



Let jus - tice roll on like a ri - ver:

THESE VOICES OF THE WATER ALL spoken **GLASSES FADE OUT ONE BY ONE...**



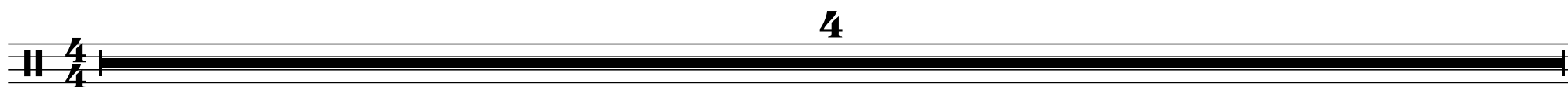
These voi - ces of the wa - ter... These new, re - mem - bered tongues...

2. Bring Me a Little Water

Attrib. Huddie Ledbetter (Leadbelly)
arr. Alexander L'Estrange &
Joanna Forbes L'Estrange

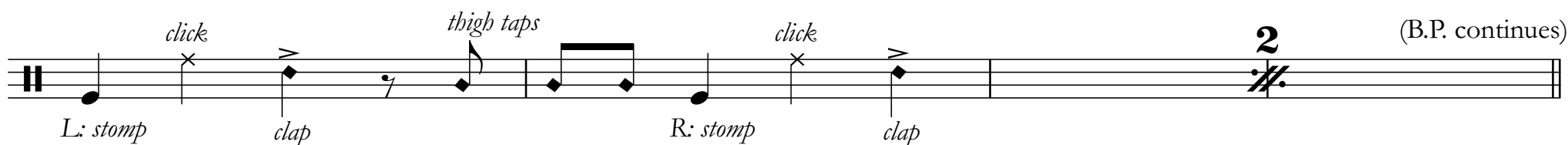
Gentle groove ♩ = c. 100

DOUBLE BASS INTRO



CHILDREN: BODY PERCUSSION *

READY TO SING!



* For a video/instructions on the Body Percussion, please visit www.lestrangemusic.com/wellspring

V. 1: UNISON MELODY + B.P.


Musical notation for V. 1: UNISON MELODY + B.P. The melody is written on a single treble clef staff. It consists of three phrases, each with a chord indicated below: *Hm*, *bm*, and *cresc. bm*. The first phrase is a quarter note followed by eighth notes. The second phrase is a quarter note followed by eighth notes. The third phrase is a quarter note followed by eighth notes, with a *cresc.* marking above it. The melody ends with a whole note.

BODY PERCUSSION STOPS FOR ONE BAR - HANDS BY SIDES

BODY PERCUSSION STARTS AGAIN


Musical notation for Body Percussion (B.P.) and Unison Melody continuation. The B.P. part is on a single staff with a double bar line at the beginning. It includes instructions: *L: stomp*, *L: stomp*, *click*, *clap*, *thigh taps*, *R: stomp*, *click*, *clap*. A double bar line with a '2' and a repeat sign follows. The text "(B.P. continues)" is to the right. Below the B.P. staff is a treble clef staff with a melody line that continues from the previous section, with a whole note and a double bar line.

V. 2: "BRING ME A LITTLE WATER" + B.P.



Bring me a lit - tle wa - ter, Syl - vie, Bring me a lit - tle wa - ter, now,


cresc.



Bring me a lit - tle wa - ter, Syl - vie, *Woah,* ev - 'ry lit - tle once in a while...


BODY PERCUSSION STOPS FOR ONE BAR - HANDS BY SIDES

BODY PERCUSSION STARTS AGAIN




READY TO STOP

V. 3: "BRING IT IN A BUCKET " + B.P.




Bring it in a buc - ket, Syl - vie, Bring it in a buc - ket, now,



Bring it in a buc - ket, Syl - vie, *Woah*, ev - 'ry lit - tle once in a while..._

BODY PERCUSSION STOPS FOR ONE BAR - HANDS BY SIDES



BODY PERCUSSION STARTS AGAIN

READY TO STOP

CHORUS 2 (NO B.P.)

BODY PERCUSSION STOPS

A musical staff with a double bar line at the beginning. The first measure contains a quarter note on the first line, followed by a quarter rest, and then a half rest. A bracket spans the last two measures of the staff, with a large number '6' centered above it, indicating a six-measure rest for body percussion. Below the first measure, the text 'L: stomp' is written.

BODY PERCUSSION STARTS AGAIN

A musical staff with a double bar line at the beginning. The first measure contains a quarter note on the first line, with 'L: stomp' written below it. The second measure has a quarter rest with an 'x' above it and 'click' written above. The third measure has a quarter note on the second line with an accent (>) above it and 'clap' written below. The fourth measure has a quarter rest with a '7' below it. The fifth measure has a quarter note on the second line with 'thigh taps' written above. The sixth measure has a quarter note on the second line. The seventh measure has a quarter rest with an 'x' above it and 'click' written above. The eighth measure has a quarter note on the second line with an accent (>) above it and 'clap' written below. The ninth measure has a quarter rest. The tenth measure has a quarter rest. The eleventh measure has a quarter rest. The twelfth measure has a quarter rest with a double bar line and a fermata above it, and a large number '2' above the staff.

V. 4: "CAN'T YOU SEE ME COMING?" + B.P. *Stomp-Click-Clap*

NEW BODY PERCUSSION:
1st 3 BEATS ONLY

Musical staff with two measures. The first measure contains a quarter note on the first line, a quarter rest, and a quarter note on the second line. Above the first quarter note is an 'x' with the word 'click' above it. Above the second quarter note is a diamond with the word 'clap' below it. Below the first measure is the text 'L: stomp'. The second measure is identical to the first. Below the second measure is the text 'L: stomp'.

BODY PERCUSSION STOPS

Musical staff with three measures. The first measure contains a quarter note on the first line, a quarter rest, and a quarter note on the second line. Above the first quarter note is an 'x' with the word 'click' above it. Above the second quarter note is a diamond with the word 'clap' below it. Below the first measure is the text 'L: stomp'. The second measure is empty. The third measure contains a quarter note on the first line, a quarter rest, and a quarter note on the second line. Below the third measure is the text 'L: stomp'.


STILL 1st 3 BEATS ONLY

READY TO STOP!


Musical staff with two measures. The first measure contains a quarter note on the first line, a quarter rest, and a quarter note on the second line. Above the first quarter note is an 'x' with the word 'click' above it. Above the second quarter note is a diamond with the word 'clap' below it. Below the first measure is the text 'L: stomp'. The second measure is identical to the first. Below the second measure is the text 'L: stomp'.

V. 5: "BRING ME LITTLE WATER" (No B.P)

BODY PERCUSSION STOPS




Bring me a lit - tle wa - ter, Syl - vie, Bring me a lit - tle wa - ter, now,



cresc.
Bring me a lit - tle wa - ter, Syl - vie, *Woah,* ev - 'ry lit - tle once in a while.____

Slower



f
Woah, ev - ry lit - tle once in a while. **OUTRO** **3**

BUILD UP B.P.: JUST STOMPS

1 (2 3 4 1) 2 (3 4) 2

Musical notation for 'BUILD UP B.P.: JUST STOMPS' on a single staff. It consists of three measures. The first measure has a half note on the first line with a staccato mark and a '1' above it. The second measure has a quarter rest followed by a quarter note on the first line with a staccato mark, with '(2 3 4 1)' above it. The third measure has a quarter rest followed by a quarter note on the first line with a staccato mark, with '2' above it. The fourth measure has a quarter rest followed by a quarter note on the first line with a staccato mark, with '(3 4)' above it. The fifth measure has a quarter rest followed by a quarter note on the first line with a staccato mark, with '2' above it. The piece ends with a double bar line and a repeat sign. Below the staff, 'L: stomp' is written under the first measure and 'R: stomp' is written under the third measure.

L: stomp R: stomp

B.P.: STOMPS & CLICKS

click click 2

Musical notation for 'B.P.: STOMPS & CLICKS' on a single staff. It consists of three measures. The first measure has a half note on the first line with a staccato mark and a 'click' above it. The second measure has a quarter rest followed by a quarter note on the first line with a staccato mark, with a 'click' above it. The third measure has a quarter rest followed by a quarter note on the first line with a staccato mark, with a 'click' above it. The fourth measure has a quarter rest followed by a quarter note on the first line with a staccato mark, with a 'click' above it. The fifth measure has a quarter rest followed by a quarter note on the first line with a staccato mark, with a 'click' above it. The piece ends with a double bar line and a repeat sign. Below the staff, 'L: stomp' is written under the first measure and 'R: stomp' is written under the third measure.

L: stomp R: stomp

B.P.: ADD CLAPS

click click 2

Musical notation for 'B.P.: ADD CLAPS' on a single staff. It consists of three measures. The first measure has a half note on the first line with a staccato mark and a 'click' above it. The second measure has a quarter rest followed by a quarter note on the first line with a staccato mark and a 'clap' above it. The third measure has a quarter rest followed by a quarter note on the first line with a staccato mark, with a 'click' above it. The fourth measure has a quarter rest followed by a quarter note on the first line with a staccato mark, with a 'click' above it. The fifth measure has a quarter rest followed by a quarter note on the first line with a staccato mark, with a 'clap' above it. The piece ends with a double bar line and a repeat sign. Below the staff, 'L: stomp' is written under the first measure and 'R: stomp' is written under the third measure.

L: stomp R: stomp

B.P.: ADD THIGH TAPS - FULL PATTERN NOW FOR 8 BARS

READY TO STOP!

click thigh taps click 2 2 2

Musical notation for 'B.P.: ADD THIGH TAPS - FULL PATTERN NOW FOR 8 BARS' on a single staff. It consists of three measures. The first measure has a half note on the first line with a staccato mark and a 'click' above it. The second measure has a quarter rest followed by a quarter note on the first line with a staccato mark and a 'clap' above it. The third measure has a quarter rest followed by a quarter note on the first line with a staccato mark and a 'clap' above it. The fourth measure has a quarter rest followed by a quarter note on the first line with a staccato mark and a 'clap' above it. The fifth measure has a quarter rest followed by a quarter note on the first line with a staccato mark and a 'clap' above it. The sixth measure has a quarter rest followed by a quarter note on the first line with a staccato mark and a 'clap' above it. The seventh measure has a quarter rest followed by a quarter note on the first line with a staccato mark and a 'clap' above it. The eighth measure has a quarter rest followed by a quarter note on the first line with a staccato mark and a 'clap' above it. The piece ends with a double bar line and a repeat sign. Below the staff, 'L: stomp' is written under the first measure and 'R: stomp' is written under the third measure.

L: stomp R: stomp

CHOIR SUDDENLY SOFT (SUBITO PLANO)

BODY PERCUSSION STOPS

L: stomp

4 x "WATER" (plus a slow one!)

1 2 *p*
wa - ter,
1 2 wa - ter,
1 2 wa - ter,

HOLD IT!.....

1 2 Slower
wa - ter, Wa - ter.

5. Listen to the Water

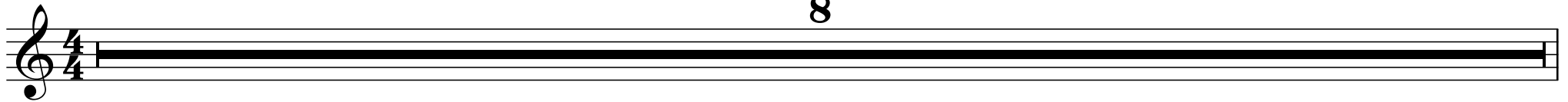
James Baddock

Alexander L'Estrange &
Joanna Forbes L'Estrange

Metronomical ♩ = 120

CHOIR "LISTEN TO THE WATER"


8



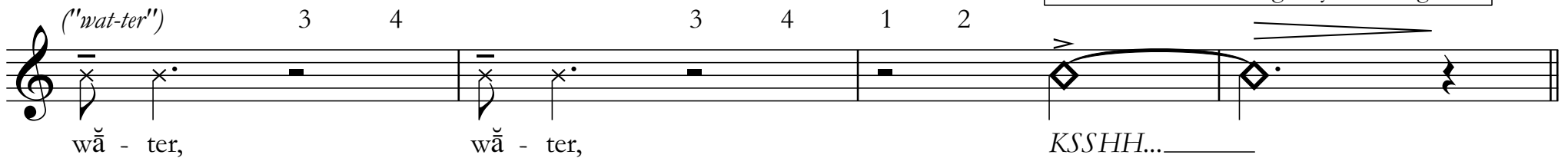
CHILDREN "AQUA AQUA"

spoken - *rhythmical, energised*


("wet-ter")



ACTION: like clashing 2 cymbals together!



CHOIR "THESE VOICES, THESE WATERS, CALLING US" (TWICE)




TO SILENCE, THANKFULNESS OR PEACE

A touch slower

spoken

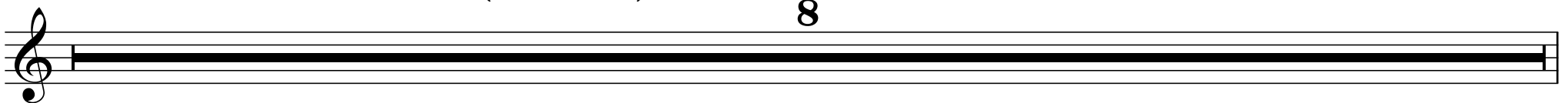
1 2 3 *p* A tempo



To si - lence, thank - ful - ness or peace.

LISTEN TO THE WATER (REPRISE)

READY FOR "AQUA, AQUA"... AGAIN



AQUA AQUA (REPRISE)

spoken

A - qua, a - qua, a - qua, a - qua, a - qua, wæ - ter, wæ - ter, wæ - ter, wæ - ter, wæ - ter,

wă - ter, wă - ter, **KSSHH...**

2 MORE "KSSHH"s...

KSSHH... **KSSHH...**

CHOIR "THESE VOICES OF WATER"

ENDING WITH:

These new re - mem - bered tongues... **KSSHH...**

FINISH with eyes up,
hands down by sides,
and shoulders back -
HOLD IT for 5 seconds!

THIS MOVEMENT INCLUDES SIGNING *

6. Still Waters

words: Psalm 23:2

Alexander L'Estrange &
Joanna Forbes L'Estrange

Unhurried, Taizé -style ♩ = c. 62

CELLO SOLO

CHOIR "STILL WATERS"

Musical notation for the Cello Solo and Choir 'Still Waters' section. It consists of two staves in 4/4 time. The first staff is labeled '4' and the second staff is labeled '8'. Both staves contain a solid black line, indicating that the instruments are silent during this section.

CHILDREN'S MELODY (sing 3 times)

Musical notation for the Children's Melody (first instance). It is written on a single staff in 4/4 time with a key signature of one sharp (F#). The melody is: He lead - eth me be - side still wa - ters. The lyrics are written below the notes.

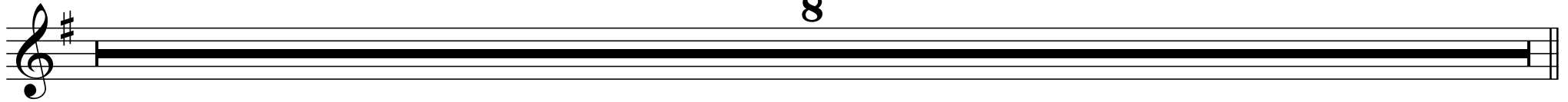
HIGHER NOTE ON "WATERS" NOW X 3

Musical notation for the Children's Melody (second instance). It is identical to the first instance, but with a higher note on the word 'waters' indicated by an upward-pointing arrow. A box labeled 'X 3' is placed at the end of the staff, indicating that this melody is to be repeated three times.

* For a video/instructions on the signing, created specially for *Wellspring* by Dr Paul Whittaker, please visit www.lestrangemusic.com/wellspring

VIBES/CELLO + CHOIR *OOH*

8



CELLO SOLO WHILE YOU PERFORM SIGNING



LISTEN TO CHOIR (TENOR & BASSES) SINGING YOUR MELODY!




He lead - - eth___ me be - side___ still_____ wa - ters,



He lead - - eth___ me be - side___ still_____ wa - ters,

PERFORM SIGNING AGAIN



7. The White Spring

Words: Joanna Forbes L'Estrange

Alexander L'Estrange &
Joanna Forbes L'Estrange

Gentle rock ballad ♩ = c. 72

VERSE 1

CHOIR

...pil - grims in their thou - sands flock - from - pla - ces - far - and near. To the

CHORUS 1

thir - sty I will give wa - ter, And that wa - ter I give free - ly as the rain; Those who

drink of that pre - cious wa - ter, I can pro - mise you will ne - ver ev - er thirst a - gain.

Unison Children's Choir

VERSE 2

CHOIR

molto rall.

1, 2, 1 2 3 *più f*

to al - low their souls to heal, to heal, To the

CHORUS 2 (double)

A tempo

f

thir - sty I will give wa - ter, And that wa - ter I give free - ly as the rain; Those who

mf

rit.

1 2 3 *più f*

drink of that pre - cious wa - ter, I can pro - promise you will ne - ver ev - er thirst... To the

CHORUS 3 (with mini-modulation)

A tempo

thir - sty_____ I will give wa - ter,____ *really sing out!* And that wa-ter I give free-ly as the rain; **f** Those who

drink of_____ that pre-cious wa - ter,____ **mf** I can pro-mise you will ne-ver ev - er thirst **poco rit.** **mp** a -

A tempo

OUTRO

poco rit.

1 2 3 4 5 6 7 *off* **CHOIR** 1 2 3 4 5 6 7 *off*
- gain._____ ne - ver_____ thirst a - gain._____

9. Wade in the Water

Trad. arranged by Alexander L'Estrange
& Joanna Forbes L'Estrange

Afro-Cuban-ish 12/8 groove ♩. = c. 104

6

1, 2, 1 2 3 4

CHORUS 1 & 2

f

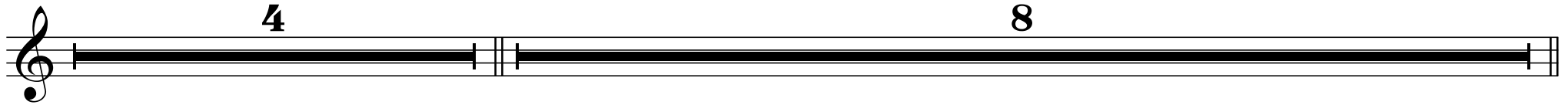
Wade_____ in the wa - ter,_____ wade_____ in the wa - ter, chil - dren,

X 2

wade_____ in the wa - ter;_____ God's gon - na trou - ble the wa - ter._____


BREAK-DOWN

"WATER"




VERSE 1 & 2

CHOIR: who's that yonder dressed in...?



CHOIR: must be...



CHORUS 3

f

Wade_____ in the wa - ter,_____ wade_____ in the wa - ter, chil - dren,

wade_____ in the wa - ter;_____ God's gon - na trou - ble the wa - ter._____

JAZZ SOLOS (1)**16****2-BAR PIANO BREAK****2**

READY FOR FINAL CHORUS!

FINAL CHORUS

f

Wade in the wa - ter, wade in the wa - ter, chil - dren,

wade in the wa - ter; God's gon - na trou - ble the wa - ter.

BAND *rall.* *ff* *Slower*

God's gon-na trou-ble the wa - ter... ter...

10. Wells of Salvation

Words: Joanna Forbes L'Estrange, based on
Isaiah 12:3, 43:2, 44:3, 58:11 & Amos 5:24

Alexander L'Estrange &
Joanna Forbes L'Estrange

Gospel groove ♩ = c. 80

CHOIR: VERSE 1 **CHOIR: VERSE 2**

4 **8** **5** **CHOIR**

Those wa-ters will ne - ver

CHORUS 1 (WITH CHILDREN)

1 2 3 *f*

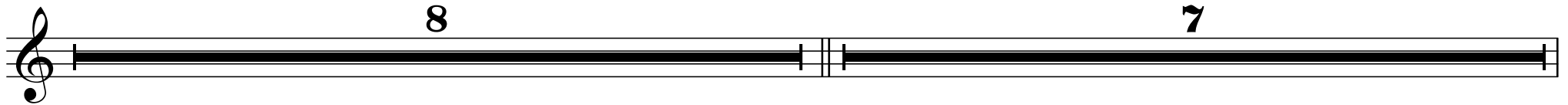
fail. Let jus - tice_ roll on_ like_ a ri - ver_

mf 1 2 3 4 5 6 7 *off* **2**


— And right-eous - ness_ like a ne - ver - fail - ing stream._

CHOIR: VERSE 3 (*A CAPPELLA*)

CHOIR: VERSE 4



CHORUS 2 (WITH CHILDREN)



VERSE 5 (up a minor 3rd) - CHILDREN SING MELODY

With joy you will draw wa - ter from the wells of sal - va - tion, With

joy you will draw wa - ter from the wells of sal - va - tion, With joy you will draw wa - ter from the

wells of sal - va - tion, Whose wa - ters will ne - ver fail. Let

CHORUS 3 (DOUBLE)

musical notation for the first line of Chorus 3 (Double), featuring a treble clef, a key signature of one flat, and a melody with various note values and rests.

jus - tice_ roll on_ like_ a ri - ver_

mf

musical notation for the second line of Chorus 3 (Double), including a crescendo hairpin and a six-measure breath mark.

And right - eous - ness_ like a ne - ver - fail - ing stream. Let

mp 1 2 3 4 5 6 *breathe!! f*

CHORUS 4

musical notation for the first line of Chorus 4, featuring a treble clef, a key signature of one flat, and a melody with various note values and rests.

jus - tice_ roll on_ like_ a ri - ver_ And

musical notation for the second line of Chorus 4, including a box with the instruction 'SLOWER RHYTHM NOW!' and a three-measure breath mark.

right - eous - ness like a ne - ver - fail - ing...

fp 1 2 3 *breathe!*

OUTRO X 8 WITH MOVES & CLAPS *

X 8

stream, _____ like a stream, a ne - ver - fail - ing

LAST TIME (ON CUE)

STOP B.P.

stream, _____ like a stream, a

HANDS DOWN BY SIDES, SHOULDERS BACK

rit. *fp* *ff*

ne - ver fail - ing stream. _____

HOLD STILL - NICE BIG SMILE!

* For a video of Alexander and Joanna demonstrating the Moves & Claps, please visit www.lestrangemusic.com/wellspring